

PUSH-BACK RACK

SYSTEM DESIGN CHEAT SHEET

PROJECT: _____

ADDRESS: _____

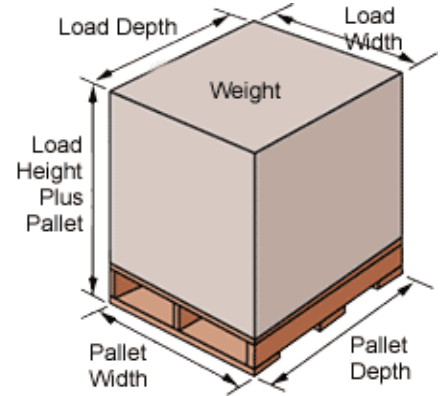
CITY: _____ STATE: _____ ZIP: _____

PALLET INFORMATION

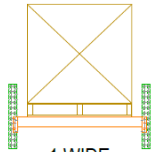
PALLET WIDTH: _____ (in) PALLET DEPTH: _____ (in)

LOAD WIDTH: _____ (in) LOAD DEPTH: _____ (in)

TOTAL HEIGHT: _____ (in) WEIGHT: _____ (lbs)



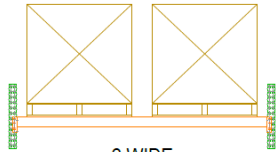
PALLET CONFIGURATION



1 WIDE

48" TYPICAL

OTHER: ____"



2 WIDE

96" TYPICAL

OTHER: ____"



3 WIDE

144" TYPICAL

OTHER: ____"

SYSTEM DEPTH

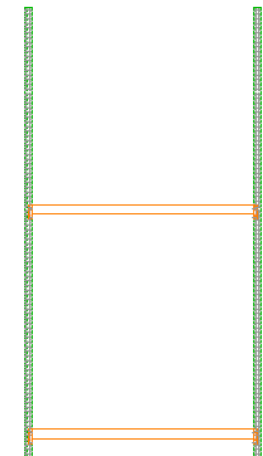
2 PALLETS

3 PALLETS


4 PALLETS

5 PALLETS

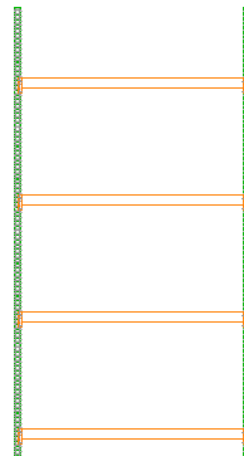
BEAM CONFIGURATION




2 LEVELS



3 LEVELS



4 LEVELS



5 LEVELS